


































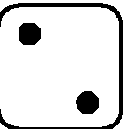


























## DANS LE STYLE DE MATISSE

	1: le fond	2	3	4
				
				
				
				
				
				

## DANS LE STYLE DE MATISSE


	1: le fond	2	3	4
				
				
				
				
				
				

## FOR THE TEACHER:

Children create their own picture in the style of Matisse's cut outs by rolling the dice.

Suggestion: roll once to get the background layout  
roll again to select a shape from column 2, and roll again to find out how many times to draw it. Repeat this step for columns 3 and 4.

I rolled 6 2 6 4 4 15, therefore my picture might look something like this:



Dans mon tableau il y a quatre carrés, deux arcs, six fleurs, quatre poissons et cinq croix.

The shapes could be coloured and correctly agreed and positioned adjectives added.