

LA

FAMILIA ROJA



el padre rojo



la madre roja



el hijo rojo



la hija roja

MFL Sunderland

El juego de las siete familias

LA

FAMILIA VERDE



el padre verde



la madre verde



el hijo verde



la hija verde

LA FAMILIA

AMARILLA




el padre amarillo



la madre amarilla



el hijo amarillo



la hija amarilla

LA

FAMILIA AZUL



el padre azul



la madre azul



el hijo azul



la hija azul

LA FAMILIA MARRÓN




el padre marrón



la madre marrón



el hijo marrón



la hija marrón

LA

FAMILIA ROSA



el padre rosa



la madre rosa



el hijo rosa



la hija rosa

LA


FAMILIA NEGRA



el padre negro



la madre negra



el hijo negro



la hija negra

How to play

Print and cut out the seven sets of cards. Laminating will make them last longer. Shuffle the cards.

For 3 or more players (ideally 4 as there are 28 cards)

The dealer gives each player the same number of cards. The remainder are put into the pool.

The player to dealer's left begins. He/she asks another player for a specific card, and must already hold at least one card of the same family. If the player asked has the card it must be handed over and the asker continues by asking the same or another player for another card.

If there is a pool, the player can take a card from there instead of asking another player. The turn then passes to the player on their left.

If the asked player does not have the wanted card the turn passes to them. The player asking for a card must say "please", and a player receiving a card must say "thank you". Anyone who forgets to do this must give back the requested card (if it has been handed over) and the turn passes to the player they were asking.

Completed families are placed in front of the owner. The player with the most completed families wins.

Why play this game ?

- To reinforce family members
- To reinforce colours
- To introduce or practise the notion of adjectival agreement
- To introduce a stimulus for personal description
- To practise the verb tener (positive and negative, 1st and 2nd person singular present tense)
- To practise please and thank you

It's a good game for the FLA to play with small groups

Language:		Language:		Language:	
¿tienes?	<i>do you have ?</i>	¿tienes?	<i>do you have ?</i>	¿tienes?	<i>do you have ?</i>
no tengo	<i>I don't have</i>	no tengo	<i>I don't have</i>	no tengo	<i>I don't have</i>
por favor	<i>please</i>	por favor	<i>please</i>	por favor	<i>please</i>
gracias	<i>thank you</i>	gracias	<i>thank you</i>	gracias	<i>thank you</i>
te toca	<i>it's your turn</i>	te toca	<i>it's your turn</i>	te toca	<i>it's your turn</i>
me toca	<i>it's my turn</i>	me toca	<i>it's my turn</i>	me toca	<i>it's my turn</i>
¿a quién le toca?	<i>whose turn is it ?</i>	¿a quién le toca?	<i>whose turn is it ?</i>	¿a quién le toca?	<i>whose turn is it ?</i>
¡he ganado!	<i>I've won !</i>	¡he ganado!	<i>I've won !</i>	¡he ganado!	<i>I've won !</i>