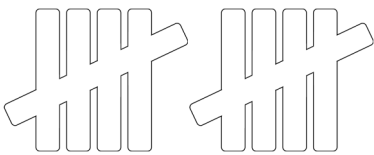
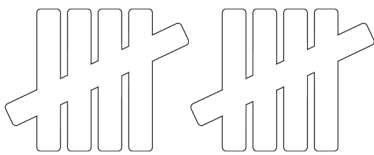
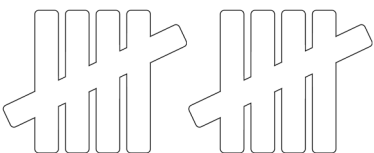
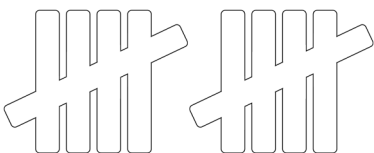
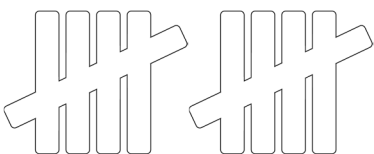
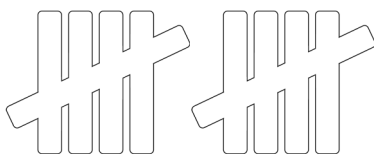
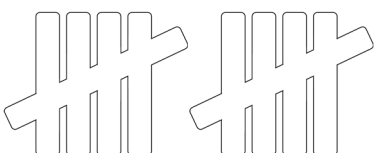



How many times do you hear these colours?

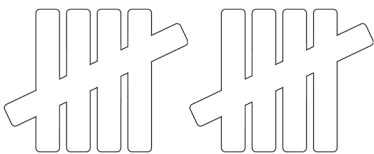
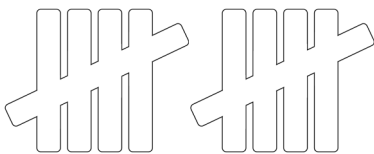
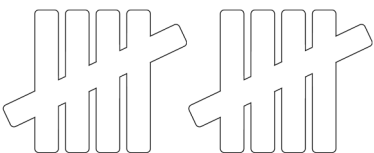
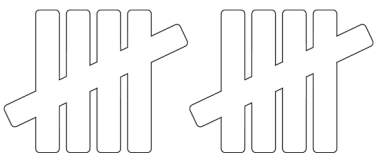
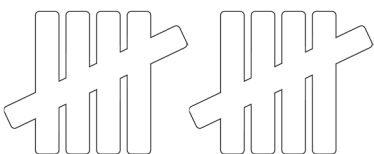
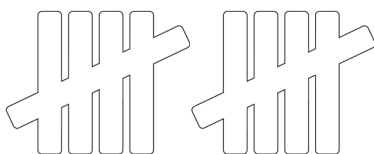
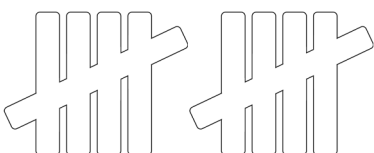
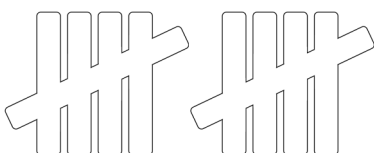
me llamo

1	blanco		3	rojo	
	negro			azul	
2	rosa		4	violeta	
	marrón			amarillo	

© Light Bulb Languages 2021 CS <http://www.lightbulblanguages.co.uk>

How many times do you hear these colours?

me llamo

1	blanco		3	rojo	
	negro			azul	
2	rosa		4	violeta	
	marrón			amarillo	

© Light Bulb Languages 2021 CS <http://www.lightbulblanguages.co.uk>

How many times do you
hear these colours?

me llamo

1	blanco negro	3	rojo azul
2	rosa marrón	4	violeta amarillo

© Light Bulb Languages 2021 CS <http://www.lightbulblanguages.co.uk>

How many times do you
hear these colours?

me llamo

1	blanco negro	3	rojo azul
2	rosa marrón	4	violeta amarillo

© Light Bulb Languages 2021 CS <http://www.lightbulblanguages.co.uk>

NOTES FOR THE TEACHER: TRANSCRIPT AND ANSWERS

This listening activity helps children to develop their aural acuity.

They listen to the lists of colours and keep a tally of how many times they hear each one. It's best to focus on one colour at a time.

A blank tally is provided on one of the sheets to help children who aren't familiar with the concept. They don't have to use the worksheet of course - they could just as easily keep count on their mini whiteboard, for example.

A	blanco negro negro blanco negro negro blanco blanco negro
B	rosa marrón rosa gris rosa rosa marrón rosa rosa marrón
C	rojo azul verde azul rojo rojo verde azul rojo amarillo rojo azul naranja rojo azul
D	violeta naranja amarillo violeta rosa naranja amarillo amarillo naranja violeta gris rojo amarillo

1	blanco 4 negro 5	3	rojo 6 azul 5
2	rosa 6 marrón 3	4	violeta 3 amarillo 4

© Light Bulb Languages 2021 CS <http://www.lightbulblanguages.co.uk>

NOTES FOR THE TEACHER: TRANSCRIPT AND ANSWERS

This listening activity helps children to develop their aural acuity.

They listen to the lists of colours and keep a tally of how many times they hear each one. It's best to focus on one colour at a time.

A blank tally is provided on one of the sheets to help children who aren't familiar with the concept. They don't have to use the worksheet of course - they could just as easily keep count on their mini whiteboard, for example.

A	blanco negro negro blanco negro negro blanco blanco negro
B	rosa marrón rosa gris rosa rosa marrón rosa rosa marrón
C	rojo azul verde azul rojo rojo verde azul rojo amarillo rojo azul naranja rojo azul
D	violeta naranja amarillo violeta rosa naranja amarillo amarillo naranja violeta gris rojo amarillo

1	blanco 4 negro 5	3	rojo 6 azul 5
2	rosa 6 marrón 3	4	violeta 3 amarillo 4

© Light Bulb Languages 2021 CS <http://www.lightbulblanguages.co.uk>