



# C'est de quelle couleur ?

couleurs par

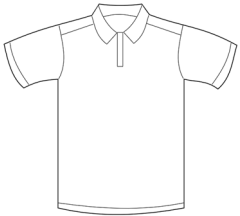
écrit par



Le pantalon est \_\_\_\_\_.



Le soleil est \_\_\_\_\_.




Le tee-shirt est \_\_\_\_\_.




Le chat est \_\_\_\_\_.



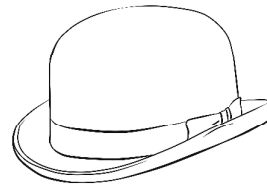
Le nounours est \_\_\_\_\_.




Le crayon est \_\_\_\_\_.



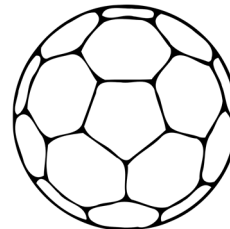
Le livre est \_\_\_\_\_.



Le chapeau est \_\_\_\_\_.



Le crocodile est \_\_\_\_\_.



Le ballon est \_\_\_\_\_.

## NOTES FOR THE TEACHER:

Children colour in the pictures the colour that they want — they don't have to be true to life!

They then write their name in the “couleurs par” (coloured by) box.

They swap their sheet with their partner and write their name in the “écrit par” (written by) box on the new sheet.

They then write the correct colours.