

LA

FAMILLE ROUGE



le père rouge



la mère rouge



le fils rouge



la fille rouge

MFL Sunderland

le jeu de sept familles

LA

FAMILLE VERTE



le père vert



la mère verte



le fils vert



la fille verte

LA

FAMILLE

JAUNE




le père jaune



la mère jaune



le fils jaune



la fille jaune

LA

FAMILLE BLEUE



le père bleu



la mère bleue



le fils bleu




la fille bleue

LA

FAMILLE BRUNE




le père brun



la mère brune



le fils brun



la fille brune

LA

FAMILLE

ROSE



le père rose



la mère rose



le fils rose



la fille rose

LA


FAMILLE NOIRE



le père noir



la mère noire



le fils noir



la fille noire

How to play

Print and cut out the seven sets of cards. Laminating will make them last longer. Shuffle the cards.

For 3 or more players (ideally 4 as there are 28 cards)

The dealer gives each player the same number of cards. The remainder are put into the pool.

The player to dealer's left begins. He/she asks another player for a specific card, and must already hold at least one card of the same family. If the player asked has the card it must be handed over and the asker continues by asking the same or another player for another card.

If there is a pool, the player can take a card from there instead of asking another player. The turn then passes to the player on their left.

If the asked player does not have the wanted card the turn passes to them. The player asking for a card must say "please", and a player receiving a card must say "thank you". Anyone who forgets to do this must give back the requested card (if it has been handed over) and the turn passes to the player they were asking.

Completed families are placed in front of the owner. The player with the most completed families wins.

Why play this game ?

- To reinforce family members
- To reinforce colours
- To introduce or practise the notion of adjectival agreement
- To introduce a stimulus for personal description
- To practise the verb avoir (positive and negative, 1st and 2nd person singular present tense)
- To practise please and thank you

It's a good game for the FLA to play with small groups

Language: as-tu? <i>do you have ?</i> je n'ai pas <i>I don't have</i> s'il te plaît <i>please</i> merci <i>thank you</i> c'est ton tour <i>it's your turn</i> c'est mon tour <i>it's my turn</i> c'est à qui le tour? <i>whose turn is it ?</i> j'ai gagné! <i>I've won !</i>	Language: as-tu? <i>do you have ?</i> je n'ai pas <i>I don't have</i> s'il te plaît <i>please</i> merci <i>thank you</i> c'est ton tour <i>it's your turn</i> c'est mon tour <i>it's my turn</i> c'est à qui le tour? <i>whose turn is it ?</i> j'ai gagné! <i>I've won !</i>	Language: as-tu? <i>do you have ?</i> je n'ai pas <i>I don't have</i> s'il te plaît <i>please</i> merci <i>thank you</i> c'est ton tour <i>it's your turn</i> c'est mon tour <i>it's my turn</i> c'est à qui le tour? <i>whose turn is it ?</i> j'ai gagné! <i>I've won !</i>
--	--	--