



# Me encantan los deportes

© Light Bulb Languages 2020 CS

Icons made by <https://www.flaticon.com/authors/freepik>



Me encanta el tenis, pero no me gusta el patinaje.

Juego al baloncesto y hago tiro con arco.


1




2



Me gusta mucho el tenis de mesa, y me da igual la gimnasia.




3




Hago natación y ciclismo.

4




7




¿Y tú? ¿Eres deportista?

6



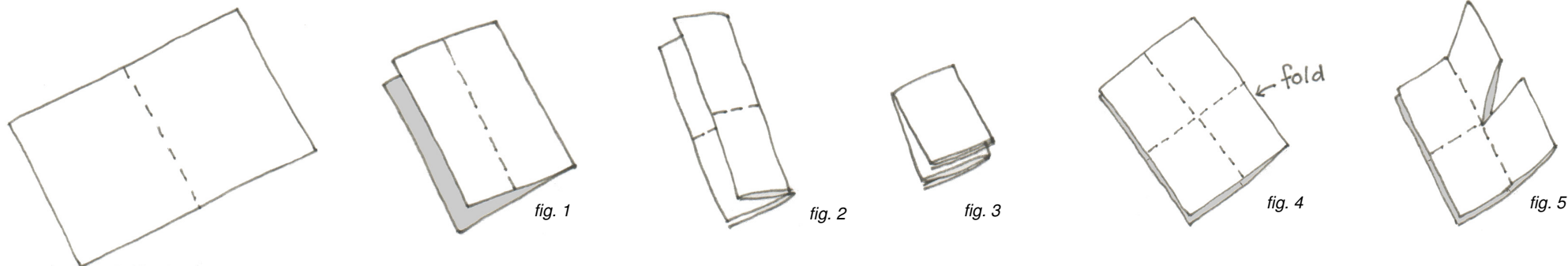
Odio el boxeo sin embargo me gusta la esgrima.

5



Hago vela y juego al hockey.

## How to fold the minibooks:



Fold the paper in half widthways. (*fig. 1*)

Keep the pre-printed side on the outside to make the folding easier later. The wrong side of the paper is shown grey in these illustrations.

Fold the paper in half again, in the same direction, to make a long bookmark shape. (*fig.2*)

Fold the paper in half once more, this time in the other direction. (*fig. 3*)

Unfold your last two folds. (*fig. 4*)

Cut or tear from the centre of the fold to where the two fold lines meet. (*fig. 5*)

Open out the piece of paper. It will be divided into 8 sections and will have a hole in the middle. (*fig. 6*)

Fold the paper in half again, lengthways this time, so that you have a row of 4 sections on each side. (*fig. 7*)

Hold one end in each hand and push your hands together (*fig. 8*) until the cross-section looks like fig. 9.

Find the cover of your minibook and fold the pages the right way. Your minibook is finished. (*fig. 10*)

